

REPORT TO AREA 5 COMMITTEE

THURSDAY 18TH JUNE 2015

HYSON GREEN YOUTH CLUB

1. Purpose

The purpose of this report is:

- To provide an overview of the services, outputs and outcomes achieved by HGYC and its use by young people in 2014.
- For the committee to discuss the breadth of work that HGYC delivers and consider how best HGYC can continue to contribute to the wider area youth strategy and also Community and Families strategy
- For the committee to consider the role that HGYC can play as a locality hub for children, young people and families (this report is also going to Area 5 committee)
- As well as this report there will be a powerpoint presentation by young people highlighting the issues they face and their ideas for sustainability

2. Background

HGYC is a registered charity (1007675) and is run by a Board of Trustees made up of volunteers.

Our aim is 'helping young people to achieve their full potential through education, sport and leisure'. Which is consistent with the Nottingham City's vision to be a city where every child grows up to achieve their full potential

Chair Person - Christine Ricketts

Treasurer - Ruth Lankester

Secretary - Jennifer Stretton

Youth Representative – Lewis Hunter

3. Staffing

The Club employs a Centre Manager, Part time Youth Forum manager, Full time Building supervisor, 3 sessional youth workers and a part time cleaner.

4. NCC Funding

Funding of £10,000 p.a is received from the Lead Organisation for Area 4 – Castle Cavendish to deliver a programme of diversionary activities for young people aged 10-17yrs whose post codes fall within the Area. This has been reduced from £15,910 since it was devolved to the lead organisation

5. Wider Networks

HGYC is a member of Notts Clubs for young people, The Children and Young People's Provider Network and Enable

6. Opening Hours

HGYC is open to the public Monday to Friday 9am – 9pm; Saturdays 10am – 5pm and Sundays 10am-3pm. Most weekends we are open until 2am on Saturdays and 12 midnight on Sundays for hire of the halls for events or meetings . HGYC has an entertainments licence for events at the weekend only which allows the consumption of alcohol and entertainment on the premises.

7. Programme of activities

- 3 evening a week youth activities – open access youth club providing football, table tennis, pool, bar soccer , themed work and 1:1 support 5-8pm for 10-19year olds
- 2 evenings a week youth club (delivered by NCC Youth Service) 7-9pm
- Basketball sessions Monday and Fridays 3-5pm for 14 years +
- Football coaching for under 12s – Thursdays 4.30pm-5.30pm
- Badminton coaching under 16yrs –Wednesdays 6.70-7.30pm
- Job Club sessions for unemployed Tuesdays 1pm – 3pm and Thursdays 11am-1pm (funded by Castle Cavendish) for 16yrs +
- NG7 Youth Forum – engaging young people aged 14-24yrs in the NG7 area to have a say – Funded by People's Health Trust
- Carnival Troupe – Carnival project (April –September)- annual participation in Nottingham carnival and other carnivals during the summer - 3 sessions per week – for 6yrs +
- Aspire High Roma Project – 8 week project targeting eastern European young users – funded by Arboretum, Berridge and Radford/Lenton ward councilors for 10-17yr olds
- Healthy Relationships project – 4 weeks from 23rd June – delivered by NHS Sexual health Services for 12 years +
- Afterschool and Homework club – Wednesdays and Thursdays 4-6pm for 5-12 years

- Music instrument tuition 6yrs + - Tuesdays 5-7pm
 - C card service to be introduced
8. Young People Led projects

We also support a number of youth led groups to establish themselves:

- Dream Enterprises – weekly youth workshops to prepare for a monthly youth showcase at HGYC
 - 4 Flava Dance Group – weekly dance classes for under 12yrs and 13 yrs +
 - Joining Forces Dance group – 14-26 year old dance group meets practices weekly
 - Town Media – local promotion and marketing -uses space for photoshoots
9. Delivery Partners

We work closely with other organizations to deliver the following:

1. Premier Training – Monday –Thursday 9am -2pm and Fridays 9am -12.30pm alternative learning school for Nottingham city pupils year 10 and 11 at risk of exclusion
 2. Sudanese Saturday school – 5- 15y olds from the Sudanese community - Saturdays 10am-2pm during school term (delivered by SSN)
 3. Deen Club - Under 14year olds – Education and sports sessions for Pakistani boys - Delivered by the Deen Club
 4. Somali boys sports - Saturdays 10-11am –delivered by EAEC
 5. Hyson Green and Cavaliers Football Club - 10 league teams. Under 9s, 10s and 11s coaching 2 evenings a week October – May 5-7.30pm
 6. YMCA exercise sessions were stopped last year
10. School Holidays Activities

Last year we delivered:

- ✓ February – 1 week programme targeting 6-12 year olds , additional programme for 13-18yr olds (if funding available)
- ✓ Easter - 1 – 2 week programme targeting 6-12 year olds , additional programme for 13-18yr olds (if funding available)
- ✓ Summer – 3 week programme targeting 6-12 year olds , additional programme for 13-18yr olds (if funding available)

11. Accredited training for 14-25 year olds

We have delivered the following courses:

- Social care level 1
- Dance leadership Training
- Introduction to Beauty Therapy

12. Tenant Organisations Based at the Club

HGYC is a base for the following organizations:

- Team 4 – NCC Youth workers team
- Street league – a national sports and education provider for young people
- East African Education Centre – a community project working with the East African community and young people from the Somali community
- Premier Training – an alternative Education provider and Hairdressing Salon

And we are used as a virtual office by :

- Nottingham Sports Group – local people who organize sports activities for diverse groups
- Hyson Green Cultural Festival – local residents who organize an annual festival on the Forest
- Commonwealth Africa Network
- Hyson Green and Cavaliers Football Club

Section 2 Overview of Participants, Users and Events

2.1 Regular participant's profile

A regular participant is a young person aged 6-30years who attends regularly, has provided their personal information and is known by staff.

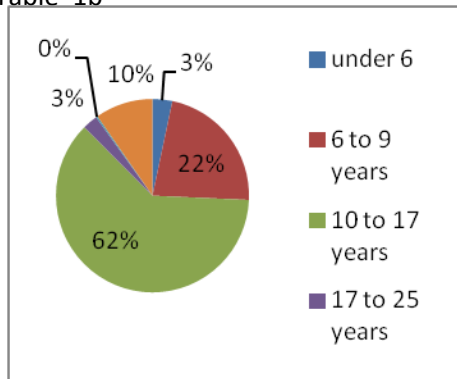
From April 1st 2013 to March 31st 2014 we signed up **393** regular participants who regularly use the club. Of these 62% were aged 10-17years and 22% 6-9 years. See table 1 and 1b below.

The figure for 17-25 year olds does not properly reflect those using the club as a number of older users do not give their personal information

Table 1 and 1b Show the total participants aged 6-30years in 2013/14

Age Group	ALL				
under 6	13	3%	6 to 30 years	342	87%
6 to 9 years	88	22%	other	51	13%
10 to 17 years	243	62%			
17 to 25 years	10	3%			
26 to 30 years	1	0%			
Unknown	38	10%			
TOTAL	393				

Table 1b



2.2 Gender, Ethnicity and Postcode of young people

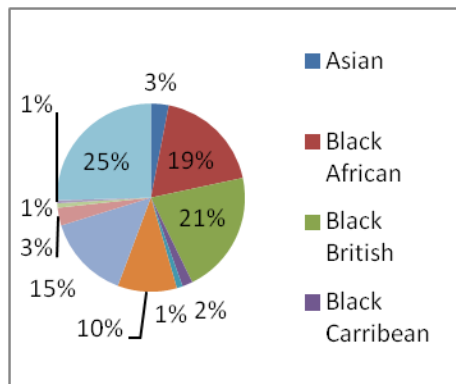
HGYC participants are drawn from across the City, of the total users 58% are male and 42% female. Whilst females are under represented over a third of our users are female.

Users come from all ethnic backgrounds with the biggest group being from Black British and Black African backgrounds. A significant percentage of users are from Eastern European and Dual parentage backgrounds. The ethnicity of 25% of members is unknown.

Table 2 Ethnicity of all 6-30yr olds

Ethnicity	ALL		6 to 30 years	
Asian	12	3%	12	4%
Black African	73	19%	57	17%
Black British	83	21%	83	24%
Black Caribbean	7	2%	7	2%
Black Other	4	1%	4	1%
Dual-Parentage	40	10%	38	11%
Eastern European	57	15%	47	14%
White British	12	3%	12	4%
White Other	3	1%	2	1%
Other	2	1%	2	1%
Unknown	100	25%	78	23%
TOTAL	393		342	

Table 2



2.3 Where our youth participants aged 6-30yrs live

Table 3 below shows that young people come to HGYC from across the City, with **57%** drawn from NG7 area and 12% from NG5, a significant number come from NG8, and NG6. We believe it is important that HGYC is seen as a place where young people feel safe to come to from across the city. These figures evidence this.

Table 3 Profile of Youth participants by postcode

Post code	ALL		6 to 30 years	
NG1	2	1%	2	1%
NG2	12	3%	12	4%
NG3	28	7%	24	7%
NG4	3	1%	3	1%
NG5	48	12%	45	13%
NG6	19	5%	19	6%
NG7	225	57%	186	54%
NG8	53	13%	48	14%
NG16	2	1%	2	1%
NG17	1	0%	1	0%
total	393		342	

2.4 Breakdown of youth participants by Area

The majority of our youth participants live in Area 4 and Area 5 of the city

Table 4

Area	ALL		6 to 30 years	
1	1	0%	1	0%
2	18	5%	18	5%
4	110	28%	92	27%
5	59	15%	56	16%
6	31	8%	27	8%
7	53	13%	48	14%
8	4	1%	4	1%
other	3	1%	3	1%
Unknown	114	29%	93	27%
TOTAL	393		342	

2.5 Analysis of gender of youth participants from NG7 areas

Table 5, 5 a and 5b below shows the breakdown of gender by area and that there is a significant under representation of females from the NG7 area, in particular from those who live in Area 4.

Table 5

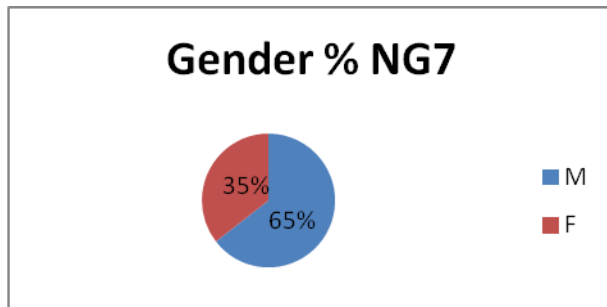


Table 5a

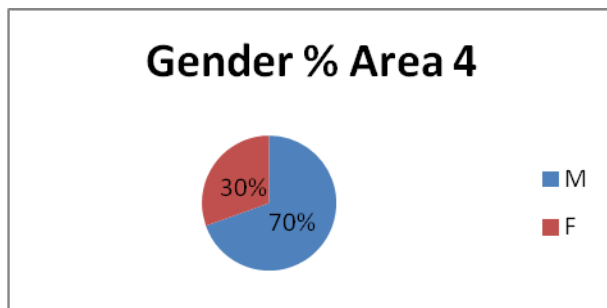
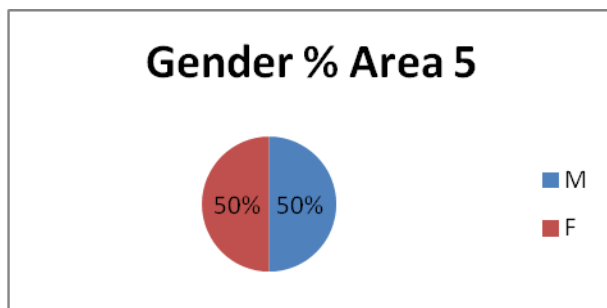


Table 5b



2.6 Analysis of youth participants from NG7 postcode by Ethnicity

Table 6 below shows that the majority of local young people who regularly attend the youth club are from Black and Eastern European ethnici backgrounds.

Tables 6a, 6b and 6c show breakdown of ehtnicity from across the two wards.

Table 6

Ethnicity	NG7	%	Area 4		Area 5	
			4	%	5	%
Asian	9	5%	7	7%	2	3%
Black African	49	26%	6	6%	2	3%
Black British	33	18%	22	23%	23	38%
Black Carribean	3	2%	2	2%	1	2%
Black Other	2	1%	1	1%	0	0%

Dual-Parentage	16	9%	10	10%	6	10%
Eastern European	39	21%	16	17%	4	7%
White British	6	3%	4	4%	1	2%
White Other	1	1%	1	1%	1	2%
Other	1	1%	1	1%	0	0%
Unknown	27	15%	22	23%	16	26%
TOTAL	186		96		61	

Table 6a

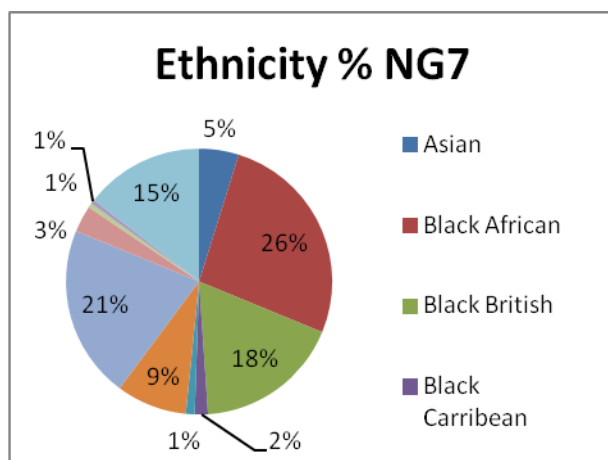


Table 6b

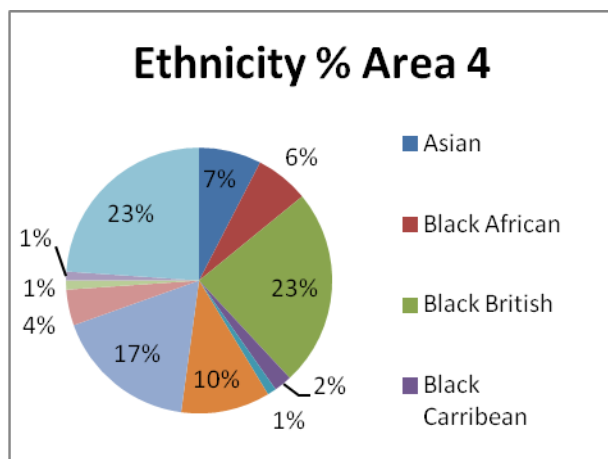
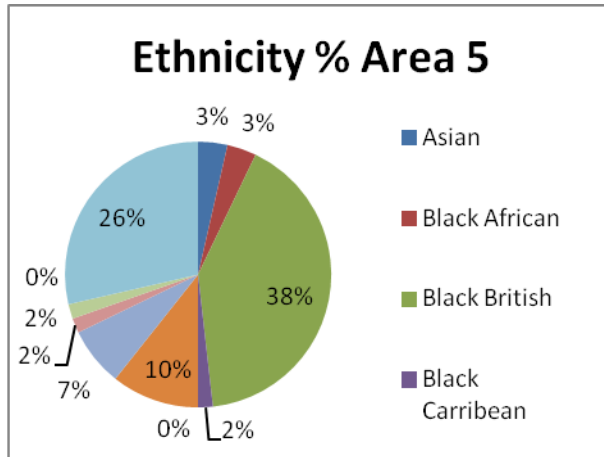


Table 6c



2.7 Overview of HGYC Events and Bookings

The youth club is also used by residents and organisations from across the City to hold meetings, parties, christening, cultural and other events.

From 1st January to December 31st we had **344** bookings, mainly during the weekend. This equates to on average 7 events each weekend over 50 weeks

Table 7 below shows the total number of events and the numbers of individuals by ward attending. This information is taken from our bookings form

**Table 7 Events
Information by
Ward**

	Number of events	People attending Events	% of events	% People attending
Arboretum	15	1644	2%	8%
Aspley	63	1945	10%	10%
Basford	15	620	2%	3%
Berridge	157	3762	24%	19%
Bestwood	66	2220	10%	11%
Bridge	53	1140	8%	6%
Dunkirk and Lenton	3	310	0%	2%
Mapperley	59	1760	9%	9%
Radford and Park	14	1345	2%	7%
St Ann's	166	2713	26%	14%
Other/ Unknown	31	2186	5%	11%
TOTAL	642	19645		

In addition to the Youth members over **19,600** people have attended events at HGYC in the last year.

Residents from 10 wards have booked the youth club. The majority of bookings come from residents of St Ann's and Berridge wards. 1644 people attended events from the Arboretum ward , 1345 from the Radford and Park ward and 3762 from Berridge ward.

2.8 Number of groups using the Youth Club

Over 60 groups used HGYC as a venue for activities. Table 8 list the groups.

Table 8 Groups Booking HGYC January 2014 – December 2014

Number of different use groups	60
number of events	559
12 Apostole Chrch	3
A.C.N	1
AICP	1
Alevi Kultur Centre	1
Al-hudae Primary School	1
Angola Community	1
Asala Gallery	1
Bible Missionary of Christ	52
Bulwell Toy Library	1
Cameroon People Association	1
Charles Lwanga Prayer Cell	1
Christ Embassy	52
Commonwealth Africa Network	52
Diarra Alhagi malik sya "gambians"	1
Dream Enterprises CIC	54
Eagle Tabernacle, Aigle church	52
East African Education centre	20
Eritrean Catholic Community	1
Eritrean Integration Project	1
Gambian Association	1
Gambian Welfare Society	1
Gardening Allotments club	1
Ghana Community Church	1
Ghana Union Committee	1
Gospel Centre	52
Hand in hand	1
Igbo Union	4
Igbo Woman's association	1

Jamat E Sibhatullah	1
Ladies Fit Camp	2
Malayalee Cultural Association	2
Message Church	52
Moor Lionz	1
NAE	1
Nasfat	4
Nepalese Community	1
Nepali samaj	2
NG7 Food bank	1
NMCA	1
NMIA	2
NNRF African Community Association	1
NNRF Refugee women's group	1
Nottingham city Council / Mary Potter	1
Nottingham Sports Group	1
Nottingham Breakers	52
Nott'm carnival heritage Project	6
Pakistan centre	2
Pro 10 Academy	10
Regenerated Church of God	52
Somali Community	1
Somali Women's org	2
Sudanese Society Nottingham	7
Success	1
Sudanese Community	2
Sudanese Tarahum Assocation	1
Sute & Chiko Charity Events	1
Urhobo Progress Union	2
Womens group	2
YMCA	1
YPFDJY	1
Zimbabwean Community	3
Individual	63

2.9 Types of events

Table 8 shows the types of events held at the club by Area. Events are almost equally divided between cultural/celebrations and religious and

Table 9 Breakdown of events by Area (hirers address)

	number					
	Religious	Community / Cultural	Celebration	Religious %	Community / Cultural %	Celebration %
1	1	7	1	0%	3%	2%
2	53	14	12	16%	6%	18%
3	55	5	7	17%	2%	11%
4	6	19	16	2%	8%	25%
5	0	88	17	0%	35%	26%
6	53	114	7	16%	45%	11%
8	156	3	2	48%	1%	3%
Other/ Unknown	0	3	3	0%	1%	5%
TOTAL	324	253	65			

Our figures show that **2,874** people attended events booked by a resident/organisation from **Area 4** and **3787** people attended events booked by a resident/organization from Area 5

2.10 Events for young people - Breakdown of events by age

Of the total events booked **97** events were for young people aged 18 years and under eg children's birthday party, music events etc.

2.11 In Summary

1. Hyson Green Youth Club has had a successful year working with young people. However, it has seen cuts in youth funding and the reduction from 3 nights to 2 nights a week by the NCC run open access youth club sessions.
2. The unexpected withdrawal of SSBC from renting a room as a hub location for the Arboretum area does not seem to support a focus on children and families in Area 4
3. HGYC directly addresses child poverty by providing free or local cost youth activities and a place to meet
4. HGYC directly supports safeguarding by having in place qualified and trusted workers

5. HGYC directly promotes the health and well being of young people and families by providing an accessible venue for sports, keep fit, coached sessions and opportunities for young people to discuss issues around risky behaviour
6. A diverse range of young people use the club from across the city.
7. There is a growing use of the club by new Eastern European migrants. They have specific needs.
8. The number of white British users is under represented as many girls float in and out and do not provide their full information.
9. Black Caribbean young people continue to use the club and integrate with other users
10. The Club serves as a community hub and events location for local groups and residents.

2.12 Conclusion

1. Hyson Green Youth club services as a Hub for children, young people and families from across the Central locality and consideration could be given to providing more strategic and infrastructure support to the organization.
2. HGYC recommends and is seeking support from Area councilors for a formula to be devised which allows for financial and infrastructure support for HGYC in proportion to where its users are drawn from?
3. HGYC has substantial plans for development of the disused sports barn which would provide a further **1000 sq m of space** for youth and community regeneration provision
4. HGYC is seeking support for the development of a Wood work carpentry social enterprise to support young people and those long term unemployed back into work
5. HGYC is seeking support for the continuation of the NG7 Voices Youth forum from March 2016 in order to consolidate the building of an area and locality youth panel
6. HGYC is seeking support to repair the squash courts and reopen the boxing gym and a dance studio for local people
7. HGYC is seeking support to replace the fibre glass roof on the squash courts
8. HGYC is seeking support to replace the existing boiler to reduce our energy costs
9. HGYC is seeking support to sound insulate the main hall to reduce noise and noise complaints

Maxine Davis

Manager